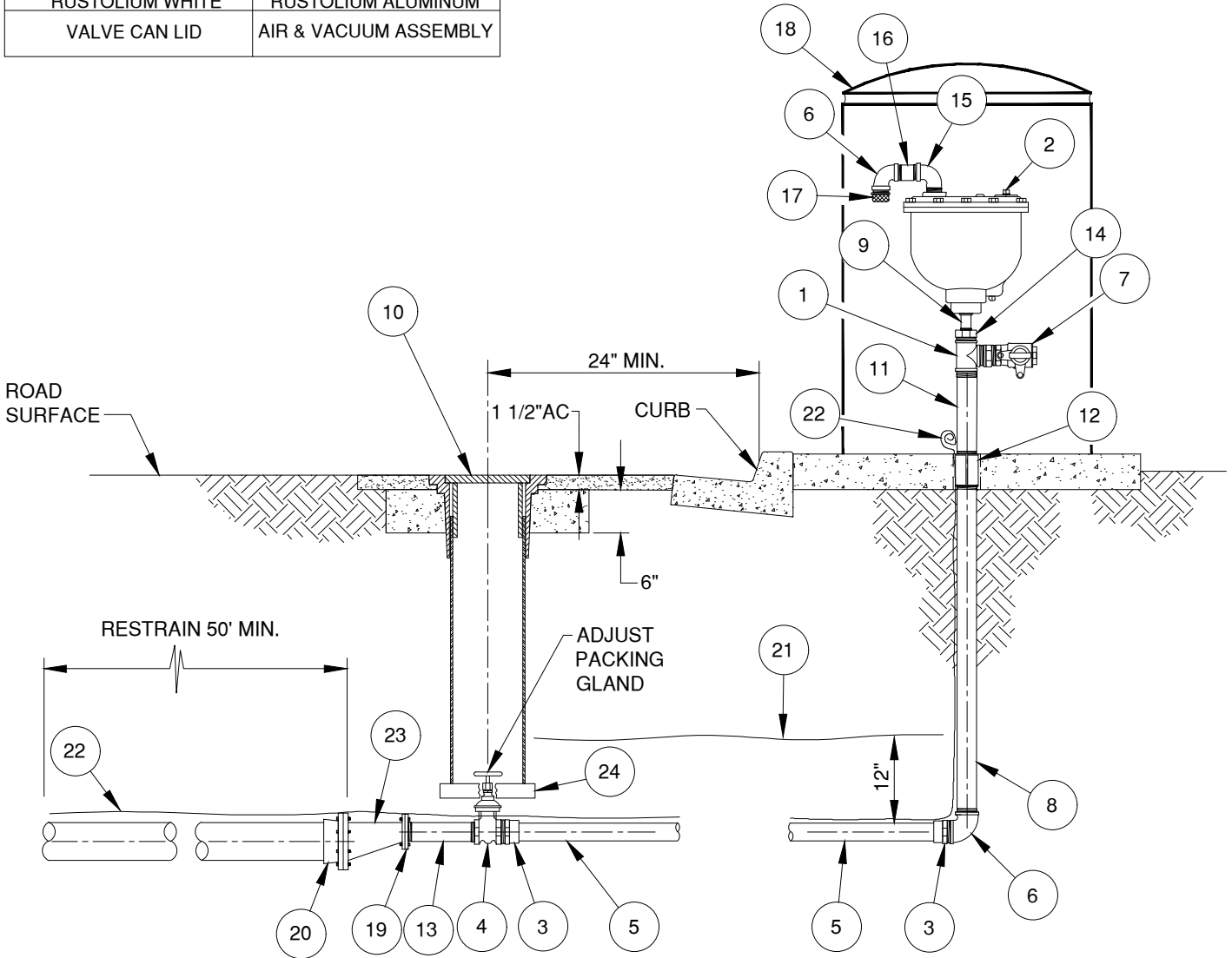



APPURTENANCE FINISH COLOR


RUSTOLIUM WHITE	RUSTOLIUM ALUMINUM
VALVE CAN LID	AIR & VACUUM ASSEMBLY



NOTE:
 A. FOR LOCATION OF APPURTENANCES SEE STANDARD DRAWING NO. W-2. LEGEND ON PLANS

NO.	DESCRIPTION	NO.	DESCRIPTION
1	2-INCH BRASS THREADED TEE	13	2-INCH x 12-INCH THREADED BRASS NIPPLE
2	1-INCH AIR VACUUM RELEASE VALVE	14	2-INCH x 1-INCH THREADED BRASS BUSHING
3	2-INCH COPPER SWEAT ADAPTOR x MIP THREAD SIZE	15	1-INCH BRASS STREET ELBOW
4	2-INCH BRASS GATE VALVE w/ BRASS HANDWHEEL, FIP x FIP THREAD	16	1-INCH x 3-INCH THREADED BRASS NIPPLE
5	2-INCH COPPER TUBING x REQUIRED LENGTH	17	BUG SCREEN w/ MIP THREADS, DO NOT PAINT
6	2-INCH 90° BRASS FIP x FIP	18	ABOVE GROUND ENCLOSURE PER DWG W-16
7	2-INCH MIP x FIP BALL VALVE w/ 2.5-INCH FIRE HOSE ADAPTER	19	3-INCH BLIND FLG w/ 2-INCH THREADED TAP
8	2-INCH THREADED BRASS x REQUIRED LENGTH	20	MAIN SIZE FLG x PUSH ON ADAPTER (RESTRAINED)
9	1-INCH THREADED BRASS NIPPLE x 2-INCH LONG	21	WARNING TAPE
10	VALVE WELL FRAME, ASSEMBLY, AND VALVE CAN LID PER W-25, PAINT VALVE CAN LID ONLY	22	TRACER WIRE
11	2-INCH x 12-INCH BRASS NIPPLE	23	MAIN SIZE x 3-INCH FLANGED ECCENTRIC REDUCER (TOP FLAT)
12	2-INCH THREADED BRASS COUPLING, EMBEDDED FLUSH w/PAD	24	REDWOOD BLOCKS 2-INCH x 4-INCH x 12-INCH LONG

APPROVED:

 District Engineer Date
 3/2/2026
 Latest Revision Date


VALLEY CENTER MUNICIPAL WATER DISTRICT
 STANDARD DRAWING
END OF LINE 1-INCH AIR & VACUUM
W/ 2-INCH BLOW OFF COMBINATION

NOT TO SCALE
 DWG. NUMBER
W-10